


NUMBER WIN

MEDICAL TECHNOLOGY

 **7×24**
Online 24 Hours for Sales Service
Timely Response for Clients' Problems

 +86 18021239272

Suzhou Number Win Medical Technology Co.,Ltd.

 No. 35, Lehong Road · Zhangjiagang (Jiangsu) · China

 export@number-win.com

 www.number-win.com



Company video



General catalogue

www.number-win.com

NUMBER WIN

MEDICAL TECHNOLOGY



ONE-STOP SOLUTION
FOR OVERALL
MEDICAL EQUIPMENT

As the circumstance of printing, the photos might have minor difference on color, tactile from real products. As the update of design and improvement, parameters and outlook of products might change, thanks for understanding.



Number Win Medical (Suzhou Number Win Medical Technology Co.,Ltd) is a benchmark company in the manufacture and supply of medical equipment and furniture, created in 2019. We have a human team specialized company that exceeds 400 employees and facilities of 30,000 m² equipped with the highest technology.

CONTENTS

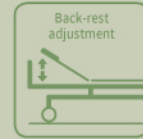
01	Hospital Bed	23	Operation Lamp	33	Stretcher
13	Baby Bed	25	Mattress	35	Patient Trolley
14	Orthopedic Bed	27	Bedside Table	37	Medical Trolley
15	Examination Table	28	Overbed Table	38	Cabinet/Shelf
17	Surgical Table	29	Medical Chair	39	IV Stand/Step Stool

HOSPITAL BED

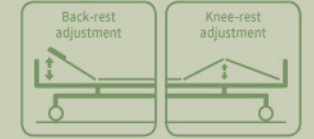
www.number-win.com

NUMBER WIN
MEDICAL TECHNOLOGY

NW100 Manual Bed



NW200 Manual Bed



Technical Parameters

External size (L×W×H)	2030×960×500mm
mattress platform	1900×900mm
Back-rest adjustment	0-75°(±10°)
Safe working load	200kg

Technical Configuration

● PP bed ends with safe lock	1 set
● With name card holder	1 pc
● Manual crank	1 pc
● IV pole prevision	4 pcs

Technical Parameters

External Size (L×W×H)	2030×960×500mm
Mattress Platform	1900×900mm
Back-rest Adjustment	0-75°(±10°)
Knee-rest Adjustment	0-35°(±10°)
Safe Working Load	200kg

Technical Configuration

● PP Bed Ends with Safe Lock	1 set
● With name card holder	1 pc
● Manual Crank	2 pcs
● IV Pole Prevision	2 pcs



NW101 Manual Bed

⊕ 5" Covered Castors	4 pcs
----------------------	-------



NW102 Manual Bed

⊕ 5" Covered Castors	4 pcs
⊕ 5-bar Foldable Side Rail	1 set



NW103 Manual Bed

⊕ 5" Covered Castors	4 pcs
⊕ 6-bar Foldable Side Rail	1 set



NW201 Manual Bed

⊕ 5" Covered Castors	4 pcs
----------------------	-------



NW202 Manual Bed

⊕ 5" Covered Castors	4 pcs
⊕ 5-bar Foldable Side Rail	1 set



NW203 Manual Bed


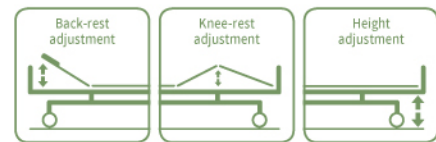
⊕ 5" Covered Castors	4 pcs
⊕ 6-bar Foldable Side Rail	1 set

HOSPITAL BED

www.number-win.com

NUMBER WIN
MEDICAL TECHNOLOGY

NW303 Manual Bed



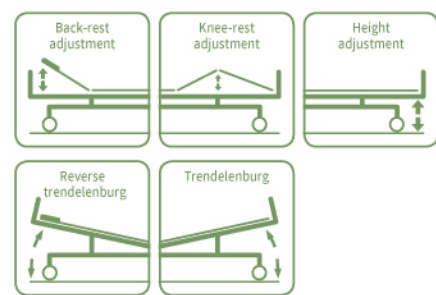
Technical Parameters

External size (L×W)	2080×960mm
Bed height	500-750mm
Mattress platform	1960×900mm
Back-rest adjustment	0-70°(±5°)
Knee-rest adjustment	0-35°(±5°)
Safe working load	200kg

Technical Configuration

● ABS bed ends with safe lock	1 set
● Manual crank	3 pcs
● 5" covered castors	4 pcs
● 6-bar foldable side rail	1 set
● IV pole prevision	4 pcs

NW403 Manual Bed



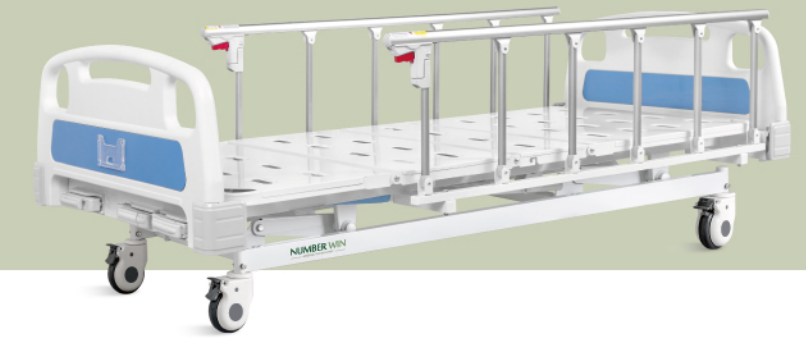
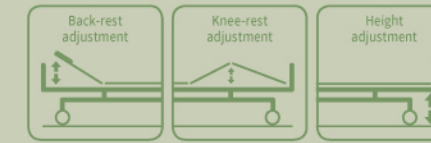
Technical Parameters

External size (L×W)	2130×960mm
Bed height	430-630mm
Mattress platform	1950×900mm
Back-rest adjustment	0-70°(±10°)
Knee-rest adjustment	0-35°(±10°)
Reverse trendelenburg	0-12°(±2°)
Trendelenburg	0-12°(±2°)
Safe working load	200kg

Technical Configuration

● ABS bed ends with safe lock	1 set
● Manual crank	4 pcs
● 5" covered castors	4 pcs
● 6-bar foldable side rail	1 set
● IV pole prevision	4 pcs

NW304 Manual Bed



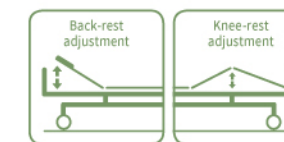
Technical Parameters

External size (L×W)	2110×960mm
Bed height	400-710mm
Mattress platform	1925×820mm
Back-rest adjustment	0-75°(±10°)
Knee-rest adjustment	0-35°(±10°)
Safe working load	200kg

Technical Configuration

● Manual cranks	3 pcs	● IV pole prevision	4 pcs
● 5" covered castors	4 pcs	● Drainage hook	4 pcs
● Foldable side rail	1 set	● Mattress holder	2 pcs
● ABS bed ends with safe lock	1 set		

NW204 Manual Bed



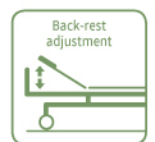
Technical Parameters

External size (L×W×H)	2110×960×490mm
Mattress platform	1925×820mm
Back-rest adjustment	0-75°(±10°)
Knee-rest adjustment	0-35°(±10°)
Safe working load	200kg

Technical Configuration

● Manual cranks	2 pcs
● 5" covered castors	4 pcs
● Foldable side rail	1 set
● ABS bed ends with safe lock	1 set
● IV pole prevision	4 pcs
● Drainage hook	4 pcs
● Mattress holder	2 pcs

NW104 Manual Bed



Technical Parameters

External size (L×W×H)	2140×960×500mm
Mattress platform	1950×900mm
Back-rest adjustment	0-75°(±10°)
Safe working load	200kg

Technical Configuration

● Manual cranks	1 pcs
● 5" covered castors	4 pcs
● Foldable side rail	1 set
● ABS bed ends with safe lock	1 set
● IV pole prevision	4 pcs
● Drainage hook	2 pcs

NW000s

Manual Bed

NW100s

Manual Bed



Technical Parameters

External size (L×W×H)	1985×900×550mm
Mattress platform	1900×900mm
Safe working load	175kg

Technical Configuration

● Epoxy powder coated steel head&foot board	1 set
● With name card holder	1 pc
● IV pole prevision	2 pcs

Technical Parameters

External size (L×W×H)	1985×900×550mm
Mattress platform	1900×900mm
Back-rest adjustment	0-85°
Safe working load	175kg

Technical Configuration

● Epoxy powder coated steel head&foot board	1 set
● With name card holder	1 pc
● Manual crank	1 pc
● IV pole prevision	2 pcs



NW001s

Manual Bed

⊕ Stainless steel head&foot board	1 set
-----------------------------------	-------



NW002s

Manual Bed

⊕ 5" castor	4 pcs
⊕ Epoxy powder coated siderail	2 pcs



NW003s

Manual Bed

⊕ Stainless steel head&foot board	1 set
⊕ 5" castor	4 pcs
⊕ Epoxy powder coated siderail	2 pcs



NW101s

Manual Bed

⊕ Stainless steel head&foot board	1 set
-----------------------------------	-------



NW102s

Manual Bed

⊕ 5" castor	4 pcs
⊕ Epoxy powder coated siderail	2 pcs



NW103s

Manual Bed

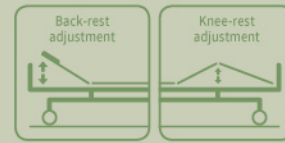
⊕ Stainless steel head&foot board	1 set
⊕ 5" castor	4 pcs
⊕ Epoxy powder coated siderail	2 pcs

HOSPITAL BED

www.number-win.com

NUMBER WIN
MEDICAL TECHNOLOGY

NW200s Manual Bed



Technical Parameters

External size (L×W×H)	1985×900×550mm
Mattress platform	1900×900mm
Back-rest adjustment	0-85°
Knee-rest adjustment	0-35°
Safe working load	175kg

Technical Configuration

● Epoxy powder coated steel head&foot board	1 set
● With name card holder	1 pc
● Manual crank	2 pcs
● IV pole prevision	2 pcs



NW201s Manual Bed

⊕ Stainless steel head&foot board	1 set
-----------------------------------	-------



NW202s Manual Bed

⊕ 5" castor	4 pcs
⊕ Epoxy powder coated siderail	2 pcs



NW203s Manual Bed

⊕ Stainless steel head&foot board	1 set
⊕ 5" castor	4 pcs
⊕ Epoxy powder coated siderail	2 pcs

NWC000 Children Bed



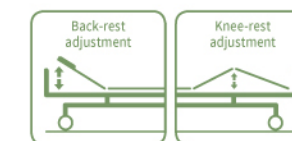
Technical Parameters

External size (L×W×H)	1600×740×500mm
Mattress platform	1460×600mm

Technical Configuration

● 5" covered castors	4 pcs
● Full length side rail	1 set
● Integrated bed ends	1 set
● IV pole prevision	4 pcs
● Drainage hook	2 pcs

NWC100 Children Bed



Technical Parameters

External size (L×W×H)	1800×860×600mm
Mattress platform	1600×680mm
Back-rest adjustment	0-75°(±10°)
Knee-rest adjustment	0-35°(±10°)

Technical Configuration

● Manual cranks	2 pcs
● Full length side rail	1 set
● Intergrated bed ends	1 set
● Anti-slip bed feet cover	4 pcs
● IV pole prevision	4 pcs
● Drainage hook	2 pcs
● Shoes holder	1 pc

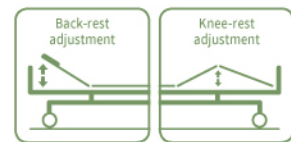
HOSPITAL BED

www.number-win.com

NUMBER WIN
MEDICAL TECHNOLOGY

NWC200

Children Bed



Technical Parameters

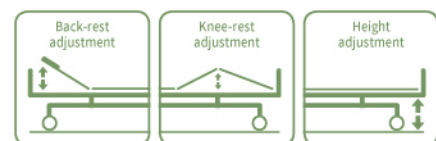
External size (L×W×H)	1800×800×700mm
Mattress platform	1435×690mm
Back-rest adjustment	0-70°(±10°)
Knee-rest adjustment	0-40°(±10°)

Technical Configuration

● Manual cranks	2pcs
● 5" covered castors	4pcs
● Stainless steel full length side rail	1 set
● Stainless steel bed ends	1 set
● IV pole prevision	4pcs
● Drainage hook	2pcs

NWC300

Children Bed



Technical Parameters

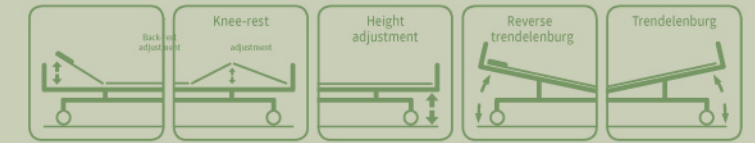
External size (L×W)	2060×1010mm
Bed height	500-770mm
Mattress platform	1705×900mm
Back-rest adjustment	0-75°(±10°)
Knee-rest adjustment	0-35°(±10°)

Technical Configuration

● Manual cranks	3pcs
● 5" hardshell castors	4pcs
● Aluminium alloy full length side rail	1 set
● ABS grace bed ends with safe lock	1 set
● IV pole prevision	4pcs
● Drainage hook	2pcs

NWD802

Electric Bed



Technical Parameters

External size (L×W)	2150×980mm
Bed height	430-640mm
Mattress platform	1950×900mm
Safe working load	200kg
Back-rest adjustment	0-75°(±10°)
Knee-rest adjustment	0-45°(±10°)
Reverse trendelenburg	0-10°(±2°)
Trendelenburg	0-10°(±2°)

Technical Configuration

● Linear motor	4pcs
● 5" double side castors, central locking	4pcs
● ABS side rail extra height	1 set
● ABS bed ends with safe lock	1 set
● Hand controller	1 pc
● IV pole prevision	4pcs
● Drainage hook	2pcs
● Central locking pedal	2pcs


HOSPITAL BED

www.number-win.com

NUMBER WIN
MEDICAL TECHNOLOGY

NWD602

Electric Bed



Technical Parameters

External size (L×W)	2150×980mm
Bed height	440-640mm
Mattress platform	1950×900mm
Safe working load	200kg
Back-rest adjustment	0-75°(±10°)
Knee-rest adjustment	0-35°(±10°)

Technical Configuration

● Linear motor	3pcs
● 5" covered castors	4pcs
● ABS side rail extra height	1set
● ABS bed ends with safe lock	1set
● Hand controller	1pc
● IV pole prevision	4pcs
● Drainage hook	2pcs

NWD604

Electric Bed



Technical Parameters

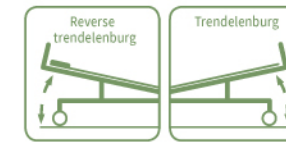
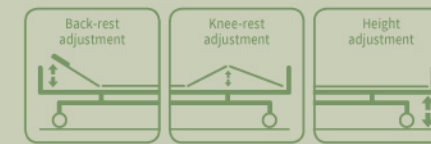
External size (L×W)	2160×1080mm
Bed height	470-820mm
Mattress platform	1930×900mm
Safe working load	200kg
Back-rest adjustment	0-70°(±10°)
Knee-rest adjustment	0-55°(±10°)

Technical Configuration

● Linear motor	3pcs
● 5" hardshell castors	4pcs
● PP side rail extra height	1set
● PP bed ends with safe lock	1set
● Hand controller	1pc
● IV pole prevision	4pcs
● Drainage hook	2pcs
● Mattress holder	2pcs
● Manual CPR	

NWD801

Electric Bed



Technical Parameters

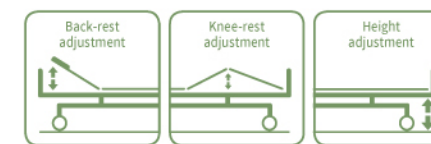
External size (L×W)	2150×980mm
Bed height	430-640mm
Mattress platform	1950×900mm
Safe working load	200kg
Back-rest adjustment	0-75°(±10°)
Knee-rest adjustment	0-45°(±10°)
Reverse trendelenburg	0-10°(±2°)
Trendelenburg	0-10°(±2°)

Technical Configuration

● Linear motor	4pcs
● 5" double side castors, central locking	4pcs
● Foldable side rail	1set
● ABS bed ends with safe lock	1set
● Hand controller	1pc
● IV pole prevision	4pcs
● Drainage hook	2pcs

NWD603

Electric Bed



Technical Parameters

External size (L×W)	2080×960mm
Bed height	500-750mm
Mattress platform	1925×830mm
Safe working load	200kg
Back-rest adjustment	0-70°(±5°)
Knee-rest adjustment	0-35°(±5°)

Technical Configuration

● Linear motor	3pcs
● 5" covered castors	4pcs
● Foldable side rail	1set
● ABS bed ends with safe lock	1set
● Hand controller	1pc
● IV pole prevision	4pcs

BABY BED

www.number-win.com

NUMBER WIN
MEDICAL TECHNOLOGY

NWX01-1

Baby Bed



Technical Parameters

External size (L×W×H)	890×520×770-940mm
Reverse trendelenburg	0-10°
Trendelenburg	0-10°

Technical Configuration

● Hydraulic pump	1pc
● Bassinet	1pc
● 3" double side castors	4pcs

NWX01-4

Baby Bed



Technical Parameters

Bed height	840-960mm
Reverse trendelenburg	0-10°

Technical Configuration

● Hydraulic pump	1pc
● Bassinet	1pc
● 3" double side castors	4pcs

NWX01-5

Baby Bed



Technical Parameters

External size (L×W×H)	810×520×990mm
Trendelenburg	0-18°

Technical Configuration

● Bassinet	1pc
● 3" covered castors	4pcs
● IV pole prevision	2pcs
● Utility basket	1pc
● Adjustable air spring	1pc

NWX01

Baby Bed



Technical Parameters

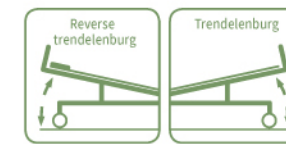
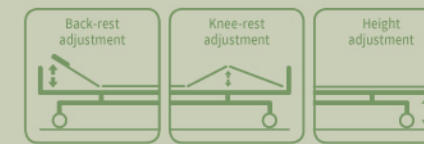
External size (L×W×H)	810×490×960mm
Trendelenburg	0-18°

Technical Configuration

● Bassinet	1pc
● 3" castors with brake	4pcs
● IV pole prevision	1pc

NWGC800

Orthopedic Traction Bed



Technical Parameters

External size (L×W)	2230×1060mm
Bed height	435-725mm
Mattress platform	1925×900mm
Safe working load	250kg
Back-rest adjustment	0-75°(±10°)
Knee-rest adjustment	0-35°(±10°)
Reverse trendelenburg	0-12°
Trendelenburg	0-12°

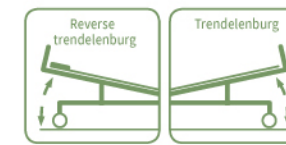
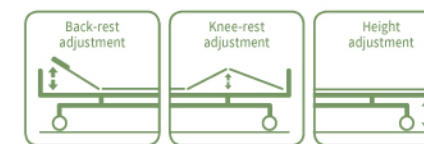


Technical Configuration

● Linear motor	4pcs
● 5" double side castors, central locking	4pcs
● ABS side rail	1set
● ABS bed ends with safe lock	1set
● IV pole prevision	4pcs
● Drainage hook	2pcs
● Aluminium balkan frame	1set
● Central locking pedal	2pcs

NWGC400

Orthopedic Traction Bed



Technical Parameters

External size (L×W)	2180×960mm
Bed height	460-710mm
Mattress platform	1925×830mm
Safe working load	250kg
Back-rest adjustment	0-75°(±10°)
Knee-rest adjustment	0-35°(±10°)
Reverse trendelenburg	0-12°
Trendelenburg	0-12°



Technical Configuration

● Manual crank	4pcs
● 5" hardshell castors	4pcs
● Aluminium alloy foldable side rail	1set
● PP bed ends with safe lock	1set
● IV pole prevision	4pcs
● Drainage hook	2pcs
● ABS mattress holder	2pcs
● Aluminium balkan frame	1set

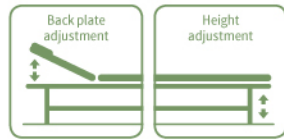
EXAMINATION TABLE

www.number-win.com

NUMBER WIN
MEDICAL TECHNOLOGY

LBWZ-BD21

Examination Table



Technical Parameters

External size (L×W)	1940×700mm
Table height	490-890mm
Back-rest adjustment	0-60°

Technical Configuration

● Hydraulic pump	1pc
● Adjustable air spring	2pcs
● 5" covered castors	4pcs
● Hydraulic pedal	2sets

LBWZ-A1

Examination Table



Technical Parameters

External size (L×W×H)	1800×600×650mm
-----------------------	----------------

Technical Configuration

● Anti-slip bed feet cover	4pcs
----------------------------	------

LBWZ-A2

Examination Table



Technical Parameters

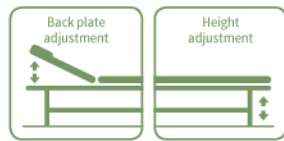
External size (L×W×H)	1900×600×680mm
-----------------------	----------------

Technical Configuration

● Anti-slip bed feet cover	4pcs
----------------------------	------

LBWZ-BD23

Examination Table



Technical Parameters

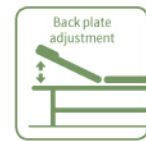
External size (L×W)	1810×680mm
Table height	480-850mm
Back-rest adjustment	0-75°

Technical Configuration

● Pillow	1pc
● Motor	1pc
● Mechanical lever to adjust back rest	1pc
● 2" casters	2pcs
● Hand controller	1pc
● Paper roll holder	1pc

NWZ003

Examination Table



Technical Parameters

External size (L×W×H)	1900×600×680mm
Back-rest adjustment	0-70°(±5)

Technical Configuration

● Anti-slip bed feet cover	4pcs
● Mechanical lever to adjust back rest	1set

LBWZ-B1

Examination Table



Technical Parameters

External size (L×W×H)	1800×600×650mm
Back-rest adjustment	0-55°(±5)

Technical Configuration

● Anti-slip bed feet cover	4pcs
● Mechanical lever to adjust back rest	1set

LBWZ-B2

Examination Table



Technical Parameters

External size (L×W×H)	1900×600×680mm
Back-rest adjustment	0-70°

Technical Configuration

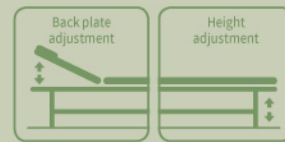
● Anti-slip bed feet cover	4pcs
● Mechanical lever to adjust back rest	1set

SURGICAL TABLE

www.number-win.com

NUMBER WIN
MEDICAL TECHNOLOGY

NWF145 Surgical Table



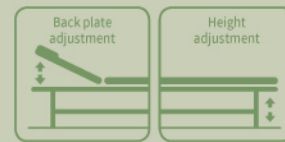
Technical Parameters

External size (L×W×H)	1800×500×750mm
Back plate up	0-38°
Leg plate down	0-90°

Technical Configuration

● Lithotomy rod	1 set
● Hand bar	1 set
● Anti-slip bed feet cover	4pcs
● Mechanical lever	2sets
● Stainless steel basin	1pc

NWF145-1 Surgical Table



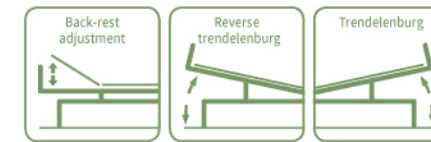
Technical Parameters

Bed height	1820×590×800mm
Back plate up	0-70°
Leg plate down	0-90°

Technical Configuration

● Lithotomy rod	1 set
● Hand bar	1 set
● Anti-slip bed feet cover	4pcs
● Mechanical lever	2sets
● Stainless steel basin	1pc

NWF2046-2 Surgical Table



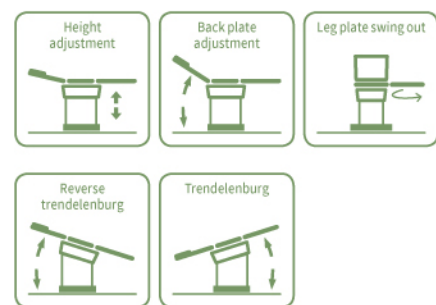
Technical Parameters

External size (L×W×H)	1830x625x800mm
Back plate up	0-63°(±5°)
Reverse trendelenburg	0-18°(±2°)
Trendelenburg	0-18°(±2°)

Technical Configuration

● Mattress	1 set
● Guardrail	3pcs
● Manual crank	1pc
● Assist handle	2pcs
● Legrest	2pcs
● IV pole	1pc
● Waste basin	1pc

NWF2105 Surgical Table



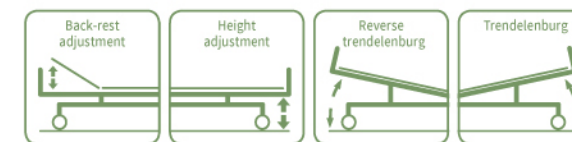
Technical Parameters

External size (L×W)	1900×600mm
Table height	700-950mm
Back plate up/down	50°/3°
Leg plate swing out	0-90°
Reverse trendelenburg	0-20°
Trendelenburg	0-10°

Technical Configuration

● Bed Frame	1pc
● Mattress	1pc
● Anesthesia Screen Frame	1pc
● Hand Bars	2pcs
● Leg Support with Cushion	2pcs
● Arm Support with Cushion	2pcs
● Stainless Steel Basin	1pc

NWF298-6 Surgical Table



Technical Parameters

External size (L×W)	2020×800mm
Table height	600-880mm
Back plate up	0-45°(±2°)
Reverse trendelenburg	0-7°(±2°)
Trendelenburg	0-7°(±2°)

Technical Configuration

● Mattress	1 set
● Guardrail	4pcs
● Air spring	3pcs
● Assist handle	2pcs
● Legrest	2pcs
● Bumper	4pcs
● Waste basin	1pc
● Castor	4pcs

SURGICAL TABLE

www.number-win.com

NUMBER WIN
MEDICAL TECHNOLOGY

NWFA99-15

Surgical Table



Technical Parameters

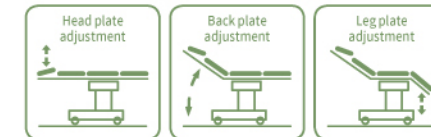
External size (L×W)	1800×600mm
Table height	570-940mm
Back plate up	0-80°
Trendelenburg	0-15°
Load bearing capacity	150kg

Technical Configuration

● Hand bar	2pcs
● Leg support	2pcs
● Slider	2pcs
● Tightener	2pcs
● Hand controller	1pc
● Foot controller	1pc
● Waste basin	1pc

NWF2205

Surgical Table



Technical Parameters

External size (L×W)	2000×480mm
Table height	700-960mm
Head plate up/down	0-45°/0-90°
Back plate up/down	0-80°/0-35°
Leg plate down	0-90°

Technical Configuration

● Arm support	2 pcs
● Leg support	2 pcs
● Body Support	2 pcs
● Shoulder Support	2 pcs
● Anaesthetic Screen	1pc

NWF23008B-1

Surgical Table

NWFA206

Surgical Table

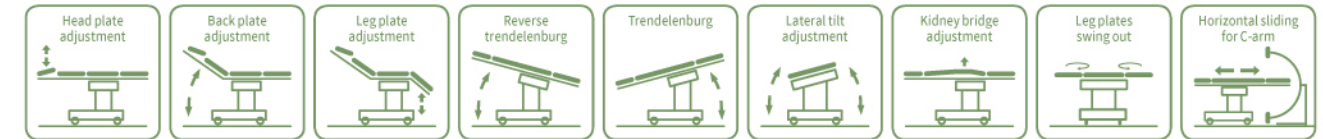


Technical Parameters

External size (L×W)	1940x480mm
Table height	770-1020mm
Head plate up/down	0-60°/0-90°
Back plate up/down	0-80°/0-10°
Leg plate up/down	0-15°/0-90°
Reverse trendelenburg	0-25°
Trendelenburg	0-25°
Lateral tilt left/right	0-20°/0-20°
Kidney bridge up	0-120mm
Leg plate horizontal positioning	90°

Technical Configuration

● Lumbar support	2pcs
● Arm holder	2pcs
● Leg support	2pcs
● Shoulder holder	2pcs
● Anesthesia screen frame	1pc



Technical Parameters

External size (L×W)	1980x550mm
Table height	670-940mm
Head plate up/down	0-25°/0-90°
Back plate up/down	0-65°/0-25°
Leg plate up/down	0-10°/0-90°
Reverse trendelenburg	0-20°
Trendelenburg	0-20°
Lateral tilt left/right	0-25°/0-25°
Kidney bridge up	0-120mm
Leg plate horizontal positioning	90°
Horizontal sliding	300mm

Technical Configuration

● Anesthesia screen frame	1pc
● Armrest	2pcs
● Leg support	2pcs
● Body holder	2pcs
● Shoulder holder	2pcs
● Hand controller	1set
● Mattress	1pc

SURGICAL TABLE

www.number-win.com

NUMBER WIN
MEDICAL TECHNOLOGY

NWF106-2

Surgical Table



Technical Parameters

External size (L×W)	2085×550mm
Table height	510-810mm
Head plate up/down	0-45°/0-90°
Back plate up/down	0-80°/0-20°
Leg plate up/down	0-15°/0-90°
Reverse trendelenburg	0-25°
Trendelenburg	0-25°
Lateral tilt left/right	0-20°/0-20°
Kidney bridge up	0-100mm
Leg plate horizontal positioning	90°

Technical Configuration

● Anaesthesia screen	1pc
● Hand remote	1pc
● Kidney bridge handle	1pc
● Arm support	1pc
● Foot support	1pc
● Mattress	1set
● Shoulder support	1pair
● Long fixing clamp	1pair
● Fixing clamp	7pcs
● Power line	1pc

NWF2000

Surgical Table



Technical Parameters

External size (L×W)	2100×480mm
Table height	680-930mm
Head plate up/down	0-55°/0-90°
Back plate up/down	0-50°/0-15°
Leg plate down	0-90°
Reverse trendelenburg	0-22°
Trendelenburg	0-20°
Lateral tilt left/right	0-15°/0-15°
Kidney bridge up	0-100mm
Leg plate horizontal positioning	90°

Technical Configuration

● Bed frame	1pc
● Mattress	1set
● Anaesthesia screen frame	1pc
● Shoulder holder	2pcs
● Arm holder	2pcs
● Leg support	2pcs
● Foot support	2pcs
● Hand controller	1pc
● Sliding block	10pcs
● Spanner	4pcs

OPERATION LAMP

www.number-win.com

NUMBER WIN
MEDICAL TECHNOLOGY

NW-LLD7050A

LED Operation Lamp



NW-LZD7050A

Operation Lamp



NW-LZY70A

Operation Lamp



NW-LZD70A

Operation Lamp



NW-LZD50A

Operation Lamp



NW-LZY50A

Operation Lamp



NW-LKD1205A

Operation Lamp



NW-LKY04A

Operation Lamp



NW-LLD70A

LED Operation Lamp



NW-LLD50A

LED Operation Lamp



NW-LLY70A

LED Operation Lamp



NW-LLY50A

LED Operation Lamp



NW-LZD12A

Operation Lamp



NW-LKD05A

Operation Lamp



NW-LKY05A


Operation Lamp



MATTRESS (OEM SIZE)

www.number-win.com

NWP001




Air Through Water Proof



Sectional Foam



PU Composite



TPU Fabric Composite



Canvas Composite



NWP001



NWP002



NWP003




NWP011




High Density Foam



Memory Foam



PU Composite



NWP006

Air Mattress



Mattress

Arrangement	2.5" bubble pad	Dimension	2000×900×70mm
Material	medical grade PVC	Weight	3kg

NWP013

Air Mattress



Mattress

Standard Size	80"×32"×5"	Bottom	tarpaulin /nylon PU
Top cover	Nylon PU /strength	Mattress weight	5.5-7kg
Air cells	Nylon / PVC/TPU	Weight Capacity	135-145kg

NWP012

Air Mattress




Mattress

Standard Size	80"×32-36"	Bottom	tarpaulin /nylon PU
Top cover	Nylon PU /strength	Mattress weight	5.5-6.5kg
Air cells	Nylon / PVC/TPU	Weight Capacity	135-145kg

NWP015

ICU Air Mattress



Mattress

Standard Size	80"×32"×8"	Bottom	tarpaulin /nylon PU
Top cover	Nylon PU /strength	Mattress weight	10kg
Air cells	Nylon / PVC/TPU	Weight Capacity	180kg

BEDSIDE TABLE

www.number-win.com

OVERBED TABLE

NUMBER WIN
MEDICAL TECHNOLOGY

NWG001

ABS Bedside Table

480×465×795mm(L×W×H)



NWG004

ABS Bedside Table

450×420×730mm(L×W×H)



NWG003

ABS Bedside Table

480×465×795mm(L×W×H)



NWS02-W

ABS Bedside Table

480×465×795mm(L×W×H)



NWS03-W

ABS Bedside Table

480×460×950mm(L×W×H)



NWS007-4

Steel Bedside Table

440×460×810mm(L×W×H)



NWS036

Bedside Table

440×440×790mm(L×W×H)



NWS008

ABS+Steel Bedside Table

500×510×705mm(L×W×H)



NWS013-1

ABS+Steel Bedside Table

480×460×760mm(L×W×H)



NWS025

Phenolic Resin Bedside Table

475×475×800mm(L×W×H)

NWH046-11

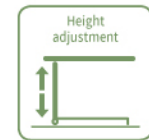
Overbed Table

Technical Parameters

800×395×870-1170mm

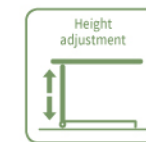
Technical Configuration

- Air Spring for Height Adjustment
- Phenolic Resin Table Top



NWH046-2

Overbed Table



Technical Parameters

890×445×760-1050mm

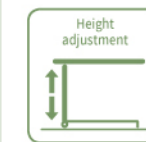
Technical Configuration

- Air Spring for Height Adjustment
- ABS Table Top with Cup Socket



NWH046-14

Overbed Table



Technical Parameters

890×400×890-1190mm

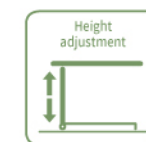
Technical Configuration

- Air Spring for Height Adjustment
- ABS Table Top with Cup Socket and Push Handle



NWH042

Overbed Table



Technical Parameters

800×410×810-1110mm

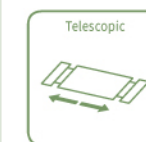
Technical Configuration

- Air Spring for Height Adjustment
- MDF Table Top



NWH046-1

Telescopic Dining Board



Technical Parameters

870-1016×350mm

Technical Configuration

- Hook



MEDICAL CHAIR

www.number-win.com

NUMBER WIN
MEDICAL TECHNOLOGY

NWY001

Attendant Chair



Technical Parameters

Seat Size	640×820×880mm
Bed Size	640×1890×360mm

NWY001-1

Attendant Chair



Technical Parameters

Seat Size	680×720×940mm
Bed Size	680×1900×590mm

NWE004-1

Transfusion Chair



Technical Parameters

Seat Size	670×800×1050mm
-----------	----------------

NWE005

Transfusion Chair



Technical Parameters

Seat Size	750×1000×1050mm
Bed Size	750×1550×450mm

NWE091

Blood Donation Chair



Technical Parameters

Seat Size	560×1030×1200mm
Bed Size	560×1650×470mm

NWE090

Blood Donation Chair



Technical Parameters

Seat Size	910×480×960mm
-----------	---------------

Treat-waiting Chair



NWE008-1

Material: Powder Coated
1780×740×800mm(L×W×H)



NWE008

Material: Chromed Steel
1800×740×800mm(L×W×H)



NWE006-1

Material: PVC
1655×675×870mm(L×W×H)



NWE006-2

Material: PU
1765×675×905mm(L×W×H)



MEDICAL CHAIR

www.number-win.com

NUMBER WIN
MEDICAL TECHNOLOGY



NWE102 Wheelchair

Seat Dimension: 460×400×480mm
Size: 1060×650×870mm



NWE030 Wheelchair

Powder Coated Steel Structure
Seat Dimension: 395×455mm
Size: 1030×650×870mm



NWE718 Aluminium Alloy Wheelchair

Aluminium Alloy Wheelchair
Size: 1000×650×925mm



NWE699 Wheelchair (widened)

Wheelchair (widened)
Size: 1095×635×960mm



NWE709 Children's Wheelchair

Children's Wheelchair
Size: 970×525×890mm



NWE031 Commode Chair

Commode Chair
Height Adjustable, with Foot Pedal
Aluminium Folding Frame, Plastic
Size: 880×530×900mm



NWE052 Office Chair

Office Chair
Powder Coated Steel Structure
Back and Seat Section with the Elastic Fabrics
Size: 480×470×780mm



NWE711 Office Chair

Office Chair
Mesh Chair Back, high-quality Mesh with Recycled
Sponge, Plastic Handrail
Size: 500×580×500-600mm



NW-CL001 NW-CL501 Curtain Track



NWZ238 Office Table

Office Table
Size: 1400×600-1040×750mm



NWZ252 Office Chair

Office Chair
Size: 650×640×965mm



NWE020-1 Step Stool

Step Stool
Size: 490×405×170/340mm



NWH049 Stainless Steel Screen

Stainless Steel Screen
Size: 2000×1870mm



NWE802 Dental Chair

Dental Chair
Chrome Plated Structure with Polyurethane Foam Seat
Size: Ø350×450-560mm



NWE015-2 Nurse Stool

Nurse Stool
Chrome Plated Structure with PU Foam Seat Top
Size: Ø340×490-680mm



NWE801 Nurse Stool

Nurse Stool
Stainless Steel Base with PU Leather,
High Density Sponge Seat
Size: Ø350×490-630mm



NWE015-5 Nurse Stool

Nurse Stool
Chrome Plated Structure with PU Leather,
High Density Sponge Seat
Size: Ø330×445-575mm



NWE013 Nurse Stool

Nurse Stool
Chrome Plated Structure with PU Foam Seat Top
Size: Ø330×445-575mm



NWE015-4 Nurse Stool

Nurse Stool
Chrome Plated Structure with PU Leather,
High Density Sponge Seat
Size: 440×400×450-590mm



NWE013-10 Lab Chair

Lab Chair
Chrome Plated Structure with Polyurethane Foam Seat
Size: Ø350×435-575mm



NWE017-4 Stainless Steel Surgical Stool

Stainless Steel Surgical Stool
201 Stainless Steel Structure with 430 Stainless
Steel Seat
Size: Ø295×500-700mm



STRETCHER

www.number-win.com

NWB1A01

Foldable Stretcher

Material: Aluminium Alloy Pipe & Canvas Fabric



Technical Parameters

Full size	2150×540×120mm
Folded size	570×250×130mm
Net weight	6.2kg
Load bearing	120kg



4-fold

NWB1A02

Foldable Stretcher

Material: Aluminium Alloy Pipe & Canvas Fabric



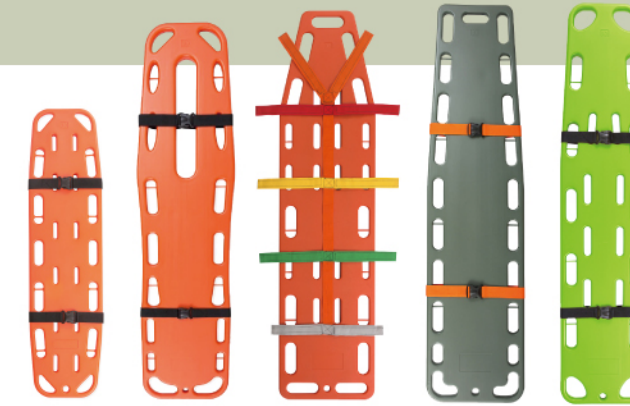
Technical Parameters

Full size	2080×570×140mm
Folded size	1040×180×90mm
Net weight	6kg
Load bearing	159kg



2-fold

SPINE BOARD



NW2A10
1380×350×50mm

NW2A14
1830×450×60mm

NW2A11
1830×450×45mm

NW2A12
1840×450×60mm

NW2A13
1860×410×50mm

NWB1C10

Electric Stair Stretcher



Technical Parameters

Full size	1080×520×1030mm
Folded size	1080×521×242mm

NWB1A04


Foldable Stretcher

Material: Aluminium Alloy & Canvas Fabric



Technical Parameters

Full size	1850×500×220mm
Folded size	920×500×70mm
Net weight	7.5kg
Load bearing	159kg



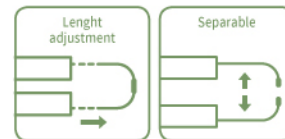
(B) 4-fold

(A) 2-fold

NWB2B01

Scoop Stretcher

Material: Aluminium alloy



Technical Parameters

Full size	2020×420×70mm
Folded size	1180×420×70mm
Net weight	8.5kg
Load bearing	159kg

NWB039(E)

Ambulance Stretcher Trolley



Technical Parameters

Full Size	1960×550×860mm	Net Weight	45kg
Lowest Size	1960×550×250mm	Load Bearing	159kg
Back-rest	75°		

NWB039(D)

Ambulance Stretcher Trolley



Technical Parameters

Full Size	1900×550×900mm	Net Weight	40kg
Lowest Size	1900×550×250mm	Load Bearing	159kg
Back-rest	75°		

PATIENT TROLLEY

www.number-win.com

NWM037(A)

Stretcher Trolley

Size: 1960×600×810mm



NWM037(B)

Patient Trolley

Size: 1960×520×770mm

Back plate up: 0-70°



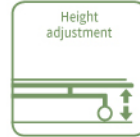
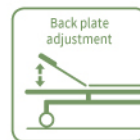
NWM037(C)

Patient Trolley

Size: 1930×760×620-900mm

Back plate up: 0-70°

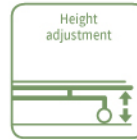
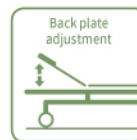
Leg plate up: 0-70°



NWM038-2

Patient Trolley

Size: 1900×700×620-900mm

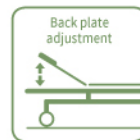


NWM038-4

Patient Trolley

Size: 1900×700×620-900mm

Back plate up: 0-65°

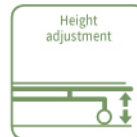
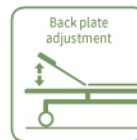


NWM041-3S

Hydraulic Patient Trolley

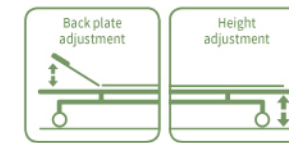
Size: 2150×790×635-895mm

Back plate up: 0-60°



NWM041-1

Patient Transportation Trolley



Technical Parameters

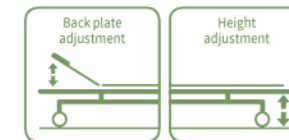
External size (L×W)	1900×640mm
Table height	550-850mm
Back plate adjustment	0-70°(±10°)

Technical Configuration

● Crank system	1set	● IV pole	1set
● Back rest gas spring	1pc	● Oxygen cylinder holder	1pc
● ABS side rail	1set	● Central locking break pedal	2pcs
● 6" castors with central locking	4pcs	● Transfer mattress	1pc
● Directional wheel	1pc	● Directional pedal	2pcs
● IV pole provisions	2pcs		

NWM041-6

Patient Transportation Trolley



Technical Parameters

External size (L×W)	1930×660mm
Table height	510-850mm
Back plate adjustment	0-70°(±10°)

Technical Configuration

● Crank system	1set	● IV pole provisions	2pcs
● Back rest air spring	1pc	● IV pole	1set
● Plastic side rail	1set	● Oxygen cylinder holder	1pc
● 6" castors, central locking	4pcs	● Central locking break pedal	4pcs
● Directional wheel	1pc	● Transfer mattress	1pc
● Directional pedal	2pcs	● Safe lock for side rail	2pcs

MEDICAL TROLLEY

www.number-win.com

IV Stand/Step Stool

NUMBER WIN
MEDICAL TECHNOLOGY

NWM054-ET77A

Emergency Trolley
Size: 750×475×950mm



NWM001-2

ABS Trolley
Size: 539×366×845mm
640×456×845mm
760×520×845mm



NWM002-3

ABS Trolley
Size: 539×366×855mm



NWM004-1

ABS Trolley
Size: 730×480×900mm



NWM007-1

ABS Trolley
Size: 730×480×900mm



NWM006

Instrument Trolley
Size: 670×450×900mm



NWM001

Treatment Trolley
Size: 670×450×900mm



NWM002

Dressing Trolley
Size: 670×450×900mm



NWM013

Stainless Steel Trolley
for Medical Record Holder (40 shelves)
Size: 630×430×900mm



NWM006-1

Treatment Trolley
Size: 670×450×900mm



NWM004

Instrument Trolley
Size: 670×450×900mm



NWM018

Anesthesia Trolley
Size: 600×400×850mm



NWM038-2

Mayo Trolley
Size: 500×350×870-1300mm



NWH005

IV Stand
Size: Ø500×1100-2000mm



NWH006

IV Stand
Size: Ø400×1100-2000mm



NWH001

IV Stand
Size: Ø360×1100-2000mm



NWH002

IV Stand
Size: Ø360×1100-2000mm



NWH003

IV Stand
Size: Ø500×1100-2000mm



NWH004

IV Stand
Size: Ø500×1460-1860mm



NWE001

Step Stool
Size: 400×230×200mm



NWE002

Step Stool
Size: 450×440×200/400mm



NWE001-1

Step Stool
Size: 410×250×180mm



NWE002-1

Step Stool
Size: 410×500×185/320mm



Walker/Commode Chair

NWE302

Patient Lift
Size: 580×700×930-1130mm



NWE203

Walker
Overall height: 1150-1350mm



NWE201

Walker
Full size: 430×540×750-930mm
Folded size: 540×750×80mm



NWE202

Walker
Full size: 430×540×750-930mm
Folded size: 540×750×80mm



NWE301

Shopping Cart
Full size: 570×650×760-930mm
Folded size: 440×570×880mm



NWE400

Commode Chair
Height: 970mm
Sitting surface: 420×430mm



NWE401

Commode Chair
Height: 770mm
Sitting surface: 420×420mm



NWE402

Commode Chair
Size: 570×570×970mm



NWE403

Commode Chair
Size: 540×480×740mm



NWE404

Commode Chair
Size: 850×480×950mm



Cabinet/Shelf

NWH052

Cabinet
Size: 900×400×1800mm



NWH053

Cabinet
Size: 900×400×1800mm



NWH050

Cabinet
Size: 900×400×1800mm



NWH097

Cabinet
Size: 600×400×1800mm



NWH054

Cabinet
Size: 900×500/280×1800mm



NWH057

Cabinet
Size: 900×400×1800mm



NWH057-1

Cabinet
Size: 900×350×1800mm



NWH081

Cabinet
Size: 1330×450×620mm



NWH059

Single-sided
Medicine Shelf
Size: 800×460×2000mm



NWH060

Rotary
Medicine Shelf
Size: 920×1780mm



NWH061

Adjustable Component
Medicine Shelf
Size: 1025×500×2000mm



NWH062

Two-sided Adjustable
Medicine Tray
Size: 800×860×2000mm

